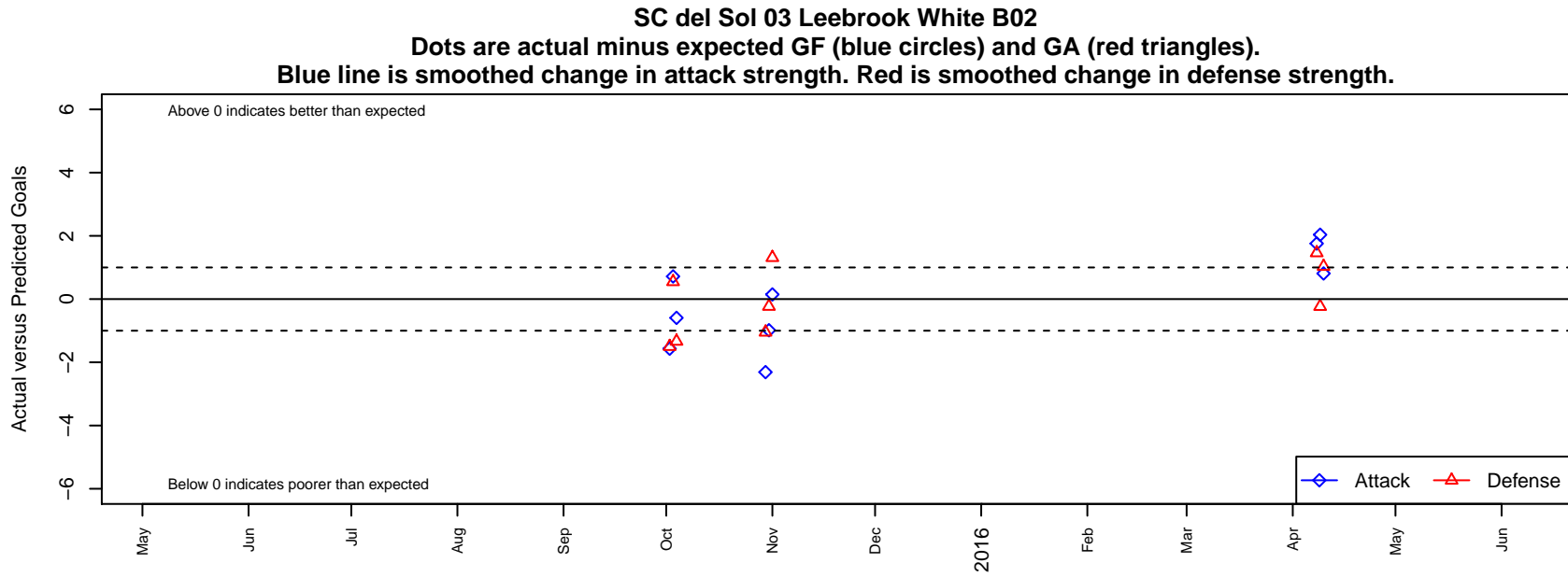


SC del Sol 03 Leebrook White B02

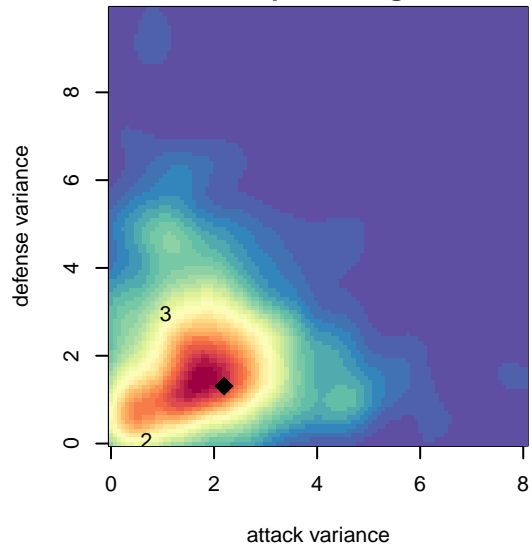
, AZ
B02 total strength=1573
attack=17.74 defense=11.94

alt names used:
SC DEL SOL 03 BOYS LEEBROOK WHITE

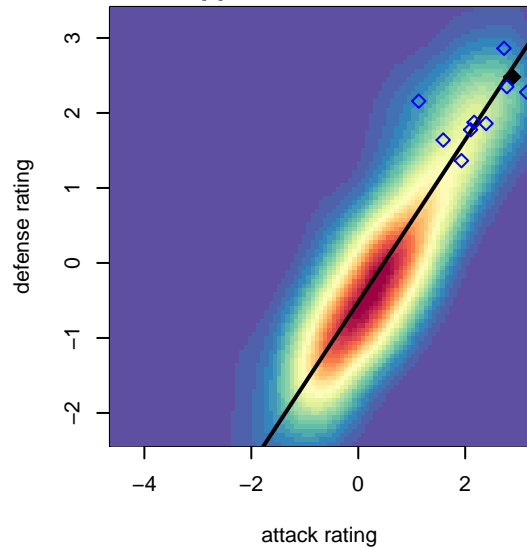
Venues played:
2015 FWRL Desert Premier U13



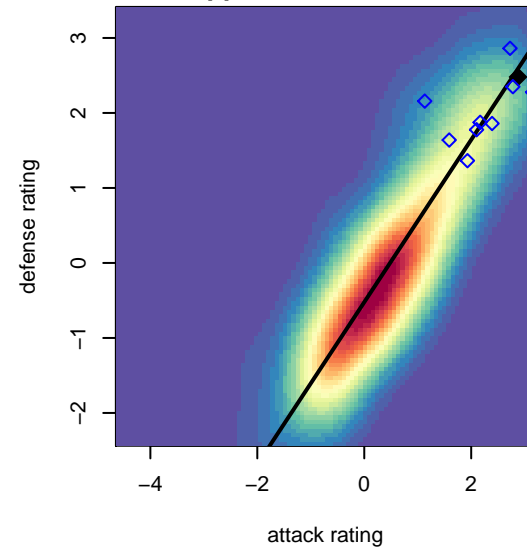
**attack and defense variance (black dot)
relative to other teams
and top 10 in region**



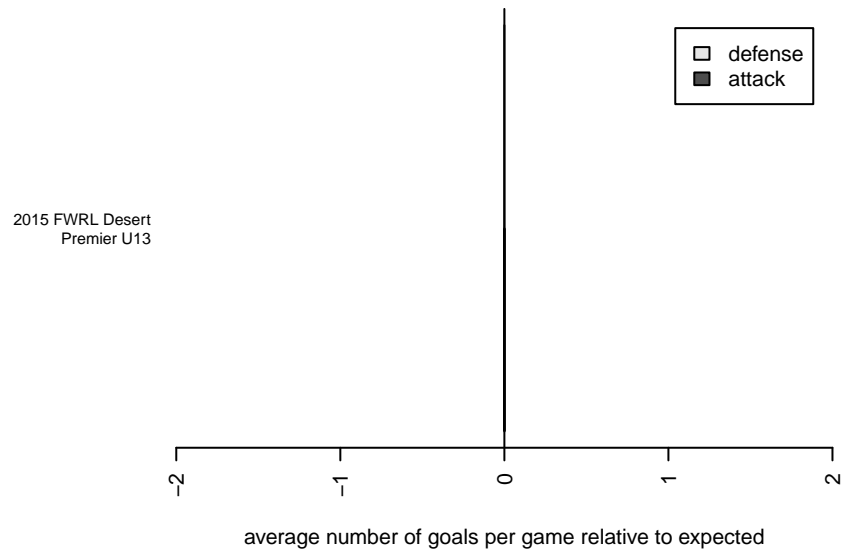
**attack and defense rating
relative to others at age
and all opponents in last 13 months**



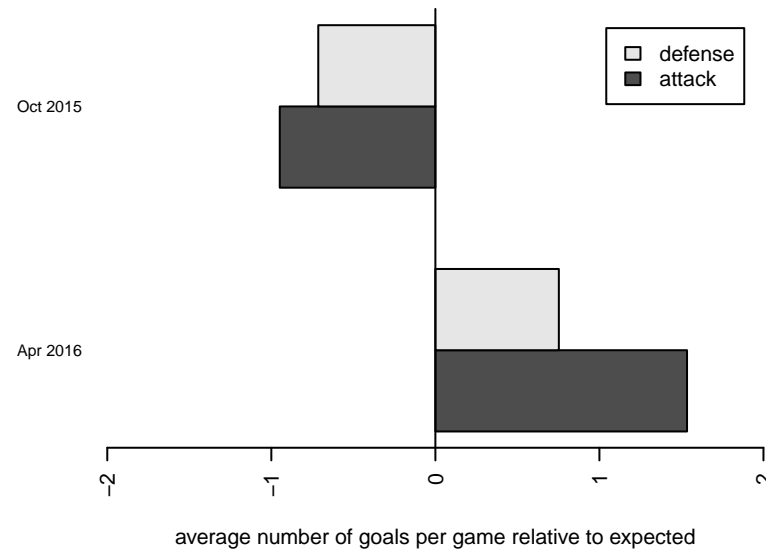
**attack and defense rating
relative to others at age
and all opponents in last 13 months**



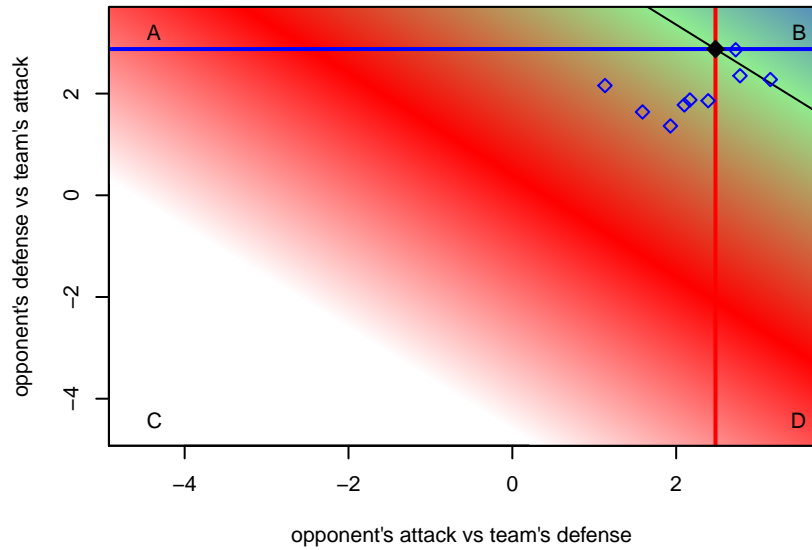
Performance relative to 13 month average



Performance relative to 13 month average



Distribution of opponents
 Red = Lose zone, Blue = Win zone, Green = Even
 Black line separates win/lose zones



lot. A=Neither has attack advantage, B=Opponent has both attack and defense advantage, C=Opponent has both attack and defense disadvantage, D=Both have

date	home		away		venue	pred.home	pred.away
2016-04-10	Rio Rapids SC B02	0	SC del Sol 03 Leebrook White B02	3	2015 FWRL Desert Premier U13	1.03	2.19
2016-04-09	Sereno West 03 Chelsea B02	1	SC del Sol 03 Leebrook White B02	5	2015 FWRL Desert Premier U13	0.77	2.96
2016-04-08	SC del Sol 03 Leebrook White B02	4	RSL Academy B02	0	2015 FWRL Desert Premier U13	2.24	1.46
2015-11-01	Real Colorado Nationals B02	0	SC del Sol 03 Leebrook White B02	1	2015 FWRL Desert Premier U13	1.31	0.85
2015-10-31	SC del Sol 03 Leebrook White B02	1	La Roca Futbol Club 03 S B02	2	2015 FWRL Desert Premier U13	1.99	1.77
2015-10-30	SC del Sol 03 Leebrook White B02	0	NM Rush 03 Nike B02	2	2015 FWRL Desert Premier U13	2.31	0.95
2015-10-04	Vegas All Boys FC 03 B02	4	SC del Sol 03 Leebrook White B02	1	2015 FWRL Desert Premier U13	2.66	1.59
2015-10-03	SC del Sol 03 Leebrook White B02	4	Colorado Storm 03 South Select B02	0	2015 FWRL Desert Premier U13	3.28	0.55
2015-10-02	Forza FC 03 South B02	2	SC del Sol 03 Leebrook White B02	0	2015 FWRL Desert Premier U13	0.50	1.57